



# The Evergreen Trout

October 2010 | Vol. 29, No. 8



## A Productive Summer

By Mike McGinnis, ETU President

It's been a very productive summer for Evergreen Trout Unlimited. Time does fly when you are having fun!

We started out in cool temperatures at Pine Valley with the Colorado DOW at one of their Youth Days. The kids had a great time at Pine Valley where we shared fly tying tips and taught the kids to cast and CATCH fish! We were

joined by archery experts, shooting aces, wildlife professionals and a host of others. We continued with our efforts at the Outdoor Lab and went right into our larger summer projects. Both turns with Camp Comfort were fantastic. We had loads of kids and they caught loads of fish. The fence installation in Bear Creek came off without a hitch and the Kids Fishing Clinic on July 4<sup>th</sup> was a blast. It

took us a while to find the fish but when we did, we slayed em'!

The ETU Board and I would like to extend a great big thank you to all our volunteers this season. We could not have pulled off all these great events without you. Have a great fall and happy fishing!

*Mike McGinnis*

## Notice of ETU Annual Meeting

The Evergreen Trout Unlimited annual meeting will be held as part of the chapter's regular meeting on Wednesday, Oct. 20.

The highlight of the evening will, of course, be Ron Belak's talk and photo presentation on fishing Alaska. But, the chapter also will officially elect officers for the new year and address several changes to the chapter by-laws to get us in line with the way we actually conduct business in 2010.

Critical to all this is that the by-laws require that we have 10% of our membership present for the annual meeting. Proxies are acceptable. But, it would really be great to see a turnout of 50 or more of our members for this session. So, mark the date now on your calendar and plan to attend.

**To encourage attendance, we will be offering a special door prize: a Lamson DCA-3 Reel (5-7 wt).**

Standing for election at the October meeting will be the slate of officers put forward by the nominating committee back in the summer and appointed on a temporary basis by the board until the formal election could be held in October.

They are:

For President: Mike McGinnis

Vice President: Ron Altman

Treasurer: Steve Murray

Secretary: Jim Wilborn

### Inside this Edition:



**Flies of the Month: The Bivisible and Renegade ..... 3**

**ETU and Youth Education ..... 5**

**Eagle Scout Work on Evergreen**

**Lake ..... 8**

**Monthly Program Info ..... 7**

**ETU Calendar ..... 8**



The Evergreen Chapter of Trout Unlimited meets the third Wednesday of the month at Beau Jo's Pizzeria in downtown Evergreen (across from the Little Bear). Join us for dinner, chapter business, and classes at 6:30 pm followed by the program at 7:00 pm. We look forward to seeing you there.

# Historic Water Settlement on Hold for Poudre River Headwaters

courtesy of CO Trout Unlimited

A settlement to one of Colorado's longest-running water disputes – and the opportunity to launch the largest native trout restoration in Colorado's history – was dealt a blow by the Forest Service's refusal to accept a collaborative arrangement for funding the project. CTU and the Water Supply and Storage Company (WSSC) last year agreed to settle a long-standing dispute regarding how best to address environmental impacts of the Long Draw Reservoir in the Cache la Poudre

headwaters. But the Forest Service on Sept. 3 rejected the cost-sharing arrangement at the heart of the proposal.

Go to [www.cotrout.org](http://www.cotrout.org) for more information.



## Evergreen Trout Unlimited

P.O. Box 1974  
Evergreen, CO 80437  
[www.evergreentrout.org](http://www.evergreentrout.org)

### President

Mike McGinnis  
[MossyShoal@aol.com](mailto:MossyShoal@aol.com)  
(303) 670-0554

### Vice President

Ron Altman

### Treasurer

Steve Murray  
[murray\\_sp@msn.com](mailto:murray_sp@msn.com)  
(303) 670-7942

### Secretary

Jim Wilborn  
[jpwilborn@hotmail.com](mailto:jpwilborn@hotmail.com)  
(303) 670-3306

### Program/Members

John Ellis  
[jellis@enbcolorado.com](mailto:jellis@enbcolorado.com)  
(303) 674-1017

Ron Altman

### Newsletter Editor

Joe Kerper  
[editor@evergreentrout.org](mailto:editor@evergreentrout.org)  
(303) 674-3188

### Youth Education

John Ellis  
[jellis@enbcolorado.com](mailto:jellis@enbcolorado.com)  
(303) 674-1017

### Youth Education

Jim Wilborn  
[jpwilborn@hotmail.com](mailto:jpwilborn@hotmail.com)  
(303) 670-3306

### Webmaster

Karen Christopherson  
[Karen@evergreentrout.org](mailto:Karen@evergreentrout.org)  
(303) 674-0252

### At Large

Len Wheaton  
(303) 674-4243

### At Large

Rich Reynolds  
[mdirich@msn.com](mailto:mdirich@msn.com)  
(303) 674-4861

### At Large

Mike Goldblatt  
[mike@lamtree.com](mailto:mike@lamtree.com)  
(303) 674-7122

### At Large

Wayne Kosloske  
(303) 674-4092

### Colorado Trout Unlimited Office

(303) 440-2937  
[www.cotrout.org](http://www.cotrout.org)

### Trout Unlimited National Office

(800) 834-2419  
[www.tu.org](http://www.tu.org)

### **Editorial Policy:**

All newsletter submissions must be received by the newsletter editor by the last Friday of the month. All items are subject to editing/space limitations. Articles are copyrighted by the author unless otherwise noted. Contact the newsletter editor for additional information.





## Double Your Pleasure: The Bivisible and Renegade

Story and Photos by Jim Wilburn, ETU Board Member

### Similar but different flies make great top-water fishing

This month we are doing two flies, the Renegade and the Brown Bivisible. Both are similar in tying techniques and both are attractor or searching patterns.

Both the Bivisible and Renegade fish well on top of streams and in fast and slow water. They also can be really hot on a place such as the Buchanan Ponds.

It is thought that they represent a variety of insects or small terrestrials: things such as midge clusters, beetles, crickets or flying ants. They could imitate cripple or dead insects as well.

The Renegade is a fly pattern developed by John Hagen – a fly fisherman, guide and fly tier who lives in Colorado. You can read a nice biography of John in

Marty Bartholomew's book: "Tying Flies Like a Pro". Though the Renegade is usually fished on the surface, it has been known to catch fish when weighted and drifted as well.

As for the Bivisible, quoting from Fly Patterns and Their Origins:

"The idea of the Bivisible and its apt name must certainly be credited to Edward Ringwood Hewitt. Mr. Hewitt in his Telling on the Trout, 1926, states:

'Dark colors are more visible to the trout from below than light colors, and, therefore, take more fish under most conditions and are more generally used. They are often, however, more difficult to see on the water than the lighter flies.

"This is the reason for my favorite design of fly which I call the Bi-Visible which consists of a palmer-tied brown hackle on the head of which is wound a small wisp of white hackle. The white resting

### Renegade Recipe

**Hook:** Dry fly standard – TMC 100 sizes 10-18

**Thread:** Black Danville's 70 Denier 6/0 or similar

**Aft Hackle:** Brown (Size dependent on the hook)

**Fore Hackle:** White (Size dependent on the hook)

**Body:** Peacock Herl

### Brown Bivisible Recipe

**Hook:** Dry fly standard – TMC 100 sizes 10-18

**Thread:** Black Danville's 70 Denier 6/0 or similar

**Tail:** Brown hackle fibers

**Body:** Brown hackle (Size dependent on the hook)

**Fore Hackle:** White (Size dependent on the hook)

against the brown becomes very visible in most lights to the angler; on the other hand, the trout see the brown hackle from below better than any other color used.

"This fly is by far the best of any I have yet seen for all species of trout and it is based on a sound physical principle"

Enough history, let's tie the patterns!

### The Renegade

**Step 1:** Tie the thread in at the 3/5 point and wrap back to just before the bend. Then tie in a brown hackle.

**Step 2:** Move the thread forward far enough for 4 or 5 wraps of the hackle. Wrap the hackle forward and tie off.

See "Double Your Pleasure," on page 5.





## ETU Volunteers Clean Up Bear Creek

By Ron Belak, ETU member

On the first Saturday morning in October, nine ETU volunteers gathered in downtown Evergreen for our annual Bear Creek clean up. We could not have picked a better day for the task because the weather was dry and warm. Members donned in waders and heavy gloves scoured the banks from the dam down to Meadow Drive collecting an assortment of trash.

Trash levels were a little lower than previous years, and low waters allowed easy access to the creek bed. Later in the morning, members headed down to O'Fallon Park, where again, trash levels were low. Members then gathered for lunch at the Little Bear and had the opportunity to make new friends and swap fishing stories. The spring and fall annual clean ups are a good way for

members to get on the volunteer list. For 2 or 3 hours work, volunteers earn the privilege to fish Buchanan Ponds for free on designated «free fishing» days. Volunteers also get a firsthand look at where the trout hang out in Bear Creek. For locating fish, it's the next best thing to helping the Division of Wildlife with their electoshocking.. 🐟



## Evergreen Trout Unlimited and Youth Education

By Jim Wilburn, ETU Board Member

A new school year begins at the Mt. Evans Outdoor Education Lab School (OELS) for volunteer fly tiers from ETU! You may be interested to know that ETU has been supporting this Jefferson County School for 15 years!

When an elementary school schedules their week at OELS they may choose to participate in an Elective Class put on by ETU. We offer a class in stream entomology, fly tying, and fishing. Classes (10 students) learn about Trout Unlimited and the goals of the organization, then spend some time learning about aquatic insect life cycles and how it relates to fishing.

Next the fun begins with students learning how and tying two or three fly patterns.

**Evergreen Trout Unlimited has been supporting the Mt. Evans Outdoor Education Lab School for 15 years.**

pond.

The fall and spring months are our busiest times with schools that request our involvement. We typically work with

Once that is finished we take them down to Jackson Pond (located on the OELS property) to tie on their fly and try catching a trout! The kids use a spin cast outfit with a bubble and fly. Usually a few fish fall for the newly tied flies and there is a lot of excitement around the





kids from 9:45 am to noon. The ETU volunteers are welcome to stay for lunch with the kids (When was the last time you had a school cafeteria style lunch?) or if you wish you can arrive early before the class and join them for breakfast.

With a class of 10 students it is nice to have at least 3 ETU members or more to help. You don't have to be a fly tier, you can learn along with the kids! If you have the time to spare you will find it a rewarding experience! Call me (or email) if you think you can help.

Jim Wilburn  
303-670-3306  
jpwilborn@hotmail.com

## "Double Your Pleasure," from page 5.

### The Renegade



**Step 3:** Tie in 2 or 3 strands of peacock herl. Wrap the thread forward toward the eye. Be sure to leave enough room behind the eye for the white hackle and a head.

**Step 4:** Wrap the peacock herl forward, creating a thick body. Tie off

**Step 5:** Tie in the white hackle. Wrap the thread forward to the eye and back leaving enough room for a head. Then wrap the hackle 2 or 3 times and tie off.

Trim the hackle and form a head with the thread. Whip finish and cement.

### The Brown Bivisible

**Step 1:** Tie the thread in at the 3/5 point and wrap back to just before the bend. Tie in the tail of brown hackle fibers.





**Step 2:** Tie in a brown hackle. Wrap the thread forward, covering the hook to about the 4/5 point behind the eye.

**Step 3:** Wind the hackle forward (palmered style), tie off and trim.

**Step 4:** Tie in the white hackle and bring the thread forward to the eye and back far enough to leave space to form a thread head. Wrap the hackle forward 2 – 3 times, tie off and trim. Wrap a thread head, whip finish and cement.

**Writer's Note:** The 1978 copyright "Index of Orvis Fly Patterns" describes the body using three different hackles increasing in size (smaller in the back and larger in the front). I would think one could create the same effect by trimming the bottom of the hackle at an angle, which would tip the back of the fly lower on the water surface.

### The Brown Bivisible



## Help Us Collect 3,000 Signatures for Protect Our Rivers License Plate!

Courtesy of Colorado TU

Colorado Trout Unlimited, with help from Niby Design Group, developed the Protect Our Rivers license plate to raise much needed funds for river protection right here in Colorado. But this plate will not be produced until we collect 3,000 signatures from all our members and friends! Go to [cotrout.org](http://cotrout.org) for more info.



## Who are you voting for? Check out the Sportsmen's Gubernatorial Questionnaire & Candidate Forums

Courtesy of Colorado TU

Colorado Trout Unlimited - in partnership with Audubon Colorado, Colorado Wildlife Federation, the Colorado Coalition of Land Trusts, and

Environment Colorado - prepared a series of questions addressing a variety of issues for each of Colorado's three major candidates for Governor.

Go to [cotrout.org](http://cotrout.org) for more information and to read the candidates' responses.

## Volunteer Sharon Lance Wins TU's Highest Award

Courtesy of Colorado TU

TU has awarded its top volunteer honor to Sharon Lance of the Cutthroat Anglers TU Chapter based in Littleton, Colorado.

As a TU member for over 20 years, Sharon has been a driving force in creating and organizing Colorado Trout Unlimited's youth conservation and flyfishing programs including an annual youth camp held in Basalt and the school-based

program Trout in the Classroom that teaches children about trout and conservation.





# EVERGREEN TROUT UNLIMITED

Preserving, Enhancing and Protecting Colorado Fisheries  
Evergreen, Colorado



## MONTHLY PROGRAM

WEDNESDAY, OCTOBER 20, 2010

EVERGREEN BEAU JO'S (Downtown Evergreen, 303.674.2744)

DINNER AT 6:30 PM, CHAPTER BUSINESS AT 7:00 PM

FREE PRESENTATION AT 7:15 PM [www.evergreentROUT.org](http://www.evergreentROUT.org)

## "Absolutely All Alaska"

*presented by Ron Belak*



Ron will discuss his travels and fishing during 2009 and 2010 in our nation's "Last Frontier." Learn about nymphing for chunky rainbows and dollies on the Kenai River, dry fly fishing for grayling, photographing grizzlies at Katmai National Park, pursuing whales in Resurrection Bay, and driving 500 miles on the Haul Road from Fairbanks to the North Slope. Enjoy a light-hearted presentation filled with magnificent wildlife, great scenery, trophy trout, and of course, tall tales.



Ron Belak has published about 45 magazine articles and 250 photographs primarily in Colorado Outdoors magazine. His work has also appeared in American Angler and Fly Fisherman. He is a frequent presenter at Trout Unlimited meetings and has been active in the Evergreen Chapter for over 20 years.

## West Denver TU's Special Events Night – November 3

On November 3, West Denver is holding a Special Events Night at the Jefferson County Fairgrounds which promises to be an extremely entertaining and enjoyable evening.

There will be dinner, a silent auction featuring guided trips and great equipment,

wine tasting, dancing to the 50's and 60's, and a "casino event" where you'll have the opportunity to try your luck at black jack, poker, craps, and roulette (play money only). Doors open at 5:00 PM, dinner kicks off at 5:30PM, and the party continues until approximately 10PM. Tickets are \$ 30 per person, \$ 50

a couple, a great deal given the dinner and entertainment available. If you want tickets and/or more information, please contact Linda Miyamoto (303-423-5616), Jackie Edwards (303-278-2282), or Jon Weimer (303-830-1609).

## Eagle Scout Project Targets Evergreen Lake

Jay Henderson is conducting his Eagle Scout project at Evergreen Lake on Sunday October 17 from 10am-2 pm. He is going to oversee several river-lake

clean-up activities including wetlands enhancement along Upper Bear Creek, trash removal along lake shore in canoes, trash removal along Evergreen lake trail

on foot, and installing bird nesting boxes. He designed a website with a description [www.jayseagleproject.com](http://www.jayseagleproject.com)

### October 2010

**15th and 16th (Fri/Sat);** Free\* fishing at Buchanan Ponds; \*For volunteers in past year (see list on website)

**17th (Sun);** Evergreen Lake Wetlands CleanUp; Volunteers needed to clean the area; Meet at Evergreen Lake House; 10a - 3pm; Part of Jay's Eagle Scout Project more info and sign-up

**20th (Wed);** ETU Monthly Meeting and Program; Annual Meeting - election of officers and review of year; Beau Jo's Pizza - downtown Evergreen; dinner at 6:30p; program at 7:15p; Program: Ron Belak, "Absolutely All Alaska"

**Tuesdays and Wednesdays;** VOLUNTEER Mt Evans Outdoor Lab; Assist with teaching entomology, fishing, and fly tying to students; 9:45am to noon; Contact Jim Wilborn [jpwilborn@hotmail.com](mailto:jpwilborn@hotmail.com) or 303-670-3306

### November 2010

**Tuesdays and Wednesdays;** VOLUNTEER Mt Evans Outdoor Lab; Assist with teaching entomology, fishing, and fly tying to students; 9:45am to noon; Contact Jim Wilborn [jpwilborn@hotmail.com](mailto:jpwilborn@hotmail.com) or 303-670-3306

**17th (Wed);** ETU Monthly Meeting and Program; Beau Jo's Pizza - downtown Evergreen; dinner at 6:30p; program at 7:15p; Program: Ken Newbecker on status of Colorado River Flows

Complete volunteer list may be found on our website: [www.evergreentrout.org](http://www.evergreentrout.org)



Evergreen Trout Unlimited | [www.evergreentrout.org](http://www.evergreentrout.org)

2006 Exemplary Chapter Award | 2004 Outstanding Chapter Project Award | 2000, 2009 Outstanding Youth Education Program Award | 1999, 2009 Outstanding Chapter Communications Award