



The Evergreen Trout

November 2010 | Vol. 29, No. 8



Votes Are In.....Time to Party

By Mike McGinnis, ETU President

Evergreen Trout Unlimited now has 428 members. Our by-laws stipulate that we must have a minimum of 10% of our membership voting at the annual meeting to constitute a quorum. Proxy voting is permissible. The Board of Directors nominated the following members for executive officers:

- Mike McGinnis, for President
- Ron Altman, for Vice President
- Jim Wilborn, for Secretary
- Steve Murray, for Treasurer

A total of 48 votes were cast for the nominees inclusion as executive officers and the results were 47 votes for all nominees and 1 vote abstaining. The nominees were elected for a 1 year term and they

shall be eligible to serve for 2 consecutive one-year terms.

Other proposals voted on and approved at the annual meeting were to change the wording of Article II, Section 3 to read, "or otherwise be made available." The previous version of the item in question read, "Newsletters must be sent to all members as a matter of right." We send the newsletter out by email now but we have members with no email addresses or members that have not provided a current email address. We make the newsletter available on our website, at our general meetings, etc. so it seemed appropriate to change the wording of this item. The vote was 46 for this proposal with 2 abstaining.

Also, we thought it best to separate the Secretary and Treasurer duties to distribute the responsibilities more fairly. This is a change to Article III, Section 1 of the by-laws. The vote was 46 for this proposal, 1 against with 1 abstaining.

We would like to thank all those who attended the annual meeting and for all of you who took the time to vote on these items.

And now, it's time to party. The Huiting's have graciously offered to once again host the annual Holiday party. Please, mark December 11th on your calendars and keep it free for the party.

Mike McGinnis


Stop in and Say 'Hello'

Evergreen Trout Unlimited board meetings are held the second Tuesday of each month at the Stagecoach Sports Grill and (usually) start promptly at 6:30 p.m.

All members are encouraged to attend, meet the board, share your thoughts, or just wander in and listen for a few minutes.

We hope to see you at our next meeting, set for December 14th. The Stagecoach Sports Gill is located on...wait for it... Stagecoach Blvd. in Evergreen.

Inside this Edition:



Fly of the Month:
Tiny Copper John 3

ETU Board Meeting Minutes 2

Member Tip: Woolly Bugger 4

ETU Bucket Raffle 4

Member Shots: Alaska 6

Monthly Program Info 7

ETU Calendar 8



The Evergreen Chapter of Trout Unlimited meets the third Wednesday of the month at Beau Jo's Pizzeria in downtown Evergreen (across from the Little Bear). Join us for dinner, chapter business, and classes at 6:30 pm followed by the program at 7:00 pm. We look forward to seeing you there.

Minutes of October 12, 2010 ETU Board Meeting

Attendees: Jim Wilborn, Ron Belak, Mike McGinnis, Ron Altman, Steve Murray, Larry Drury, Mike Goldblatt, and Joe Kerper

- Jim Wilborn distributed minutes to be read. They were approved without a correction regarding the fish count activity with DOW.
- Ron Belak reported on the Oct. 2nd cleanup of Bear Creek. 9 people were on hand. Water flow was low, so it was easy to walk. Not much trash. Cleaned for the dam to Transfiguration (church on east end of town). Then worked in the O’Fallon park area. Jim Wilborn suggested that ETU might “plant” a treasure (gift certificate, etc) in the river area to be cleaned (and hopefully found!!) as incentive to increase participation.
- Jim Wilborn reported on Fly Tying classes at Mt Evans OELS. The school will be running an electrical line down near (and could run it to the pond too) the pond this coming summer. This seems like a good time to plan an aerator for the pond. David Epp the new principal at the school is very interested in improving the condition of the pond.
- Steve Murray reported a balance of \$13,203.24 in the treasury. Expenses of \$115 for accident insurance for ETU and \$117 for buying lunch after the Bear Creek Clean-Up.
- Mike Goldblatt reported on upcoming programs. November is uncertain at this moment. But Oct., Jan. and Feb. should be good.
- Updated information about starting a Facebook page for ETU. Elise Altman has volunteered to set this up. This could be useful with a Calendar of Events and a Bulletin Board for “Fishing With a Buddy” (or at least Mike). Also could contain links and announcements from CTU/TU.
- Annual Meeting Oct. 20th. An email ‘Blast’ will be sent out ahead of time as a reminder. A door prize (Lamson DCA 3 reel) will be offered to encourage attendance. We need 40 or so people voting.
- Still looking for a Newsletter Editor/producer
- Jack E. and his Glass Eye (midge) will be the next FOM (fly of the month).
- Announcement of the Oct. 17th Eagle Scout Project – Clean-up is already listed on the ETU website and will be added to the newsletter.
- Discussion regarding where and when to have the Christmas party. Possibilities include Mike McGinnis’ home or Randy Huiting’s. Mike Goldblatt will check.

Respectfully, Jim Wilborn – Secretary for ETU

Evergreen Trout Unlimited

P.O. Box 1974
Evergreen, CO 80437
www.evergreentrount.org

President

Mike McGinnis
MossyShoal@aol.com
(303) 670-0554

Vice President

Ron Altman

Treasurer

Steve Murray
murray_sp@msn.com
(303) 670-7942

Secretary

Jim Wilborn
jpwilborn@hotmail.com
(303) 670-3306

Program/Members

John Ellis
jellis@enbcolorado.com
(303) 674-1017

Ron Altman

Newsletter Editor

Joe Kerper
editor@evergreentrount.org
(303) 674-3188

Youth Education

John Ellis
jellis@enbcolorado.com
(303) 674-1017

Youth Education

Jim Wilborn
jpwilborn@hotmail.com
(303) 670-3306

Webmaster

Karen Christopherson
Karen@evergreentrount.org
(303) 674-0252

At Large

Len Wheaton
(303) 674-4243

At Large

Rich Reynolds
mdirich@msn.com
(303) 674-4861

At Large

Mike Goldblatt
mike@lamtree.com
(303) 674-7122

At Large

Wayne Kosloske
(303) 674-4092

Colorado Trout Unlimited Office

(303) 440-2937
www.cotrout.org

Trout Unlimited National Office

(800) 834-2419
www.tu.org

Editorial Policy:

All newsletter submissions must be received by the newsletter editor by the last Friday of the month. All items are subject to editing/space limitations. Articles are copyrighted by the author unless otherwise noted. Contact the newsletter editor for additional information.





Tiny Copper John: Get Ready for Winter and the Rest of the Year

Story and photos by Tim Stechert, past newsletter editor

In comparison to many ETU members who have decades of experience, I am still relatively new to fly fishing. I don't have that huge wealth of experience that the veterans carry around. Perhaps that is why I am amazed by those moments when everything seems to come together on the stream as fish move toward a fly I have tied.

It happened in early September on the lower Yellowstone River when I had large cutthroats aggressively chasing my Charlie Boy Hoppers. It was really exciting to see big dark heads emerging from the deep to devour the fly and bend my rod nearly in half.

I had another "oh my" moment several years ago in Eleven Mile Canyon during a mid-winter outing there. I had brought along some #20 Tiny Copper Johns that I had learned to tie from Ed Engle's book *Tying Small Flies*.

Using a standard rig for nymphing, I immediately hooked a nice Brown. I continued to fish the same fly and kept landing one fish after another. It blew me away how such a tiny fly could move fish

so well. I know a #20 is not an especially tiny fly and that many folks routinely use much smaller patterns, but that didn't detract from the magic of the moment for me.

Engle's book had attracted my attention earlier that year at one of the local fly fishing shows. I bought a copy and started trying my hand at tying these small minimalist flies. I found a wealth of information in this book with a lot of good advice about materials, patterns and tying techniques for small flies. Ed's companion book, *Fishing Small Flies*, completes the story that I find essential for understanding fly fishing on our local tail waters.

The Tiny Copper John is a good example of an easy tie that proved very effective for me in the dead of winter. It's also a great fly the rest of the year in Colorado. I have tried tying the larger version of the Copper John with only limited success. I can never seem to get my final product to look as nice as the ones available for purchase. But this smaller sparse cousin is much less complex and is easier to tie.

Tiny Copper John Recipe

Hook: TMC 100, TMC 2487BL, TMC 2488BL (TMC 2487BL is what I had available)

Thread: Brown Uni-Thread 8/0

Bead head: 1.5 mm tungsten nickel bead

Tail: Brown hackle fibers

Body: Lagartun fine coated copper wire.

Thorax: Peacock herl

Shell-back: Mylar 1mm wide ribbon (available on spools)

I find I am able to create it consistently with good results.

To some extent, the instructions in this recipe diverge from Ed's recipe, partly because I had different materials and partly because I used slightly different techniques. To get Ed's unaltered recipe, check out his book. If you don't yet have the book, consider purchasing it. It's a good investment.

Tie up some of these diminutive Tiny Copper Johns or variations and find a place for them in your fly box this winter when fishing our Colorado tail waters. They may help you create some great memories!

TYING INSTRUCTIONS

1. Before starting, get in the mind-set that you are going to tie a very sparse fly.
2. De-barb your hook if it is not already barbless, and mount it with the point up in your vise.
3. Install the bead and re-mount the hook in the traditional point down fashion for tying.

See "Tiny Copper John," on page 5.



Member Tip: Tying A Strong Wooly Bugger

By Harry Ledyard

A variant tie for the Wooly Bugger: This makes a very strong and durable fly and eliminates those pesky short strikes.

1. Use a 3X long shank hook
2. Tie your maraboo tailing in forward from the bend so that it just covers the hook.
3. Tie on, in order: a length of very fine wire, and then chennile body material.
4. Wind your thread forward to just behind the eye.
5. Tie the hackle in at the eye by the butt.
6. Wind the chennile forward to the eye and tie off.
7. aWind the hackle back to the tail, up and away.
8. Anchor with the wire and wind forward, creating an <X> over the hackle.
9. Wind off the wire at the eye and finish as usual.

ETU Bucket Raffle Needs Your Help

We cannot stress this enough. So we've typed it up again in case you missed it.

Bring something--Anything. It doesn't even have to be fishing related.--for our annual bucket raffle at the ETU Holiday Party on December 11th.. The more stuff you bring, the more fun we have.



Gear Locker

Got extra fishing gear? Sell it here.

ALASKA BOUND?? For one of you with your first fishing trip to Alaska in the future, or for serious pike fishing here, I have a very serviceable Elkhorn 9"-9wt rod with a System Two reel, spare spool, and floating and sinktip lines that I will never use again. Make me a offer. Henry Ledyard 303.526.0188; hbledyard@evcohs.com

Caveat Emptor. (That's Latin for 'Let the Buyer Beware.')

Gear Locker is a fishing-related listing service from the Evergreen Chapter of Trout Unlimited for our members. We can't verify the condition of items listed, so please use common sense. We reserve the right to limit the number of items listed, as well as the right to refuse listings at our discretion, and make other common sense decision as they occur to us. All listings will be listed for one month only. Only e-mailed listings will be accepted and must include a brief item description, your name, phone number, and e-mail address. Photos will not be accepted at this time. E-mail your listings to: editor@evergreentrout.org.

ETU Announces Winner of October's Members' Meeting Drawing

At last month's meeting the ETU Board neglected to draw a name as the winner of the Lamson Reel giveaway. Oops.

The board drew a name at their November board meeting and

Dean Casey was selected. A member of the board will be getting in touch with Dean shortly so he can claim his new reel.

"Tiny Copper John," from page 3.

4. Start your thread behind the bead and wrap evenly back to the bend.
5. Tie in 8 to 10 hackle fibers to form the tail and wrap forward to the bead. Trim the butt ends of the hackle fibers before reaching the bead.
6. Wrap back a few wraps and tie in the copper wire. After making a couple wraps over the wire, carefully pull the working end of the wire through the wraps to eliminate the tag end. Alternatively, you can just trim the tag end. When tying in the wire, position it either on the top or the bottom of the hook shank. I find it is helpful to align the wire at a 45-degree angle to the hook shank when tying it in, making it easier to trap the wire under the thread.
7. Wrap your thread back to within one wrap of the tail tie-in point, keeping the wire positioned straight along the shank.
8. With widely spaced wraps, advance the thread to a point about one-third of the shank length behind the eye. Widely spacing the wraps helps reduce bulk in the body.
9. Wrap the copper wire forward in even closely adjacent wraps to form the body. The first wrap of the copper wire should be positioned right at the tail tie-in point.
10. Tie off the copper wire and trim the tag end.

Note:

Ed Engle suggests to not tie in the wire as described above. Rather, he just starts wrapping the wire at the base of the tail and wraps forward to form the body. Finally, he trims both tag ends and pinches the ends of the body so the wire is tightly against the hook shank.

This reduces bulk in the body because it eliminates the underlying wire and a lot of thread wraps. He says you can coat the body with super glue to help prevent the wire wraps from unfurling with use but that it is not necessary.




In the pictured fly, I used finer wire than Ed and tied the wire in to produce what I believe to be a bit more durable fly without too much bulk. But you be the judge. Ed is a way more experienced tier and angler than I am, so you might want to follow his advice instead to produce a sparser and perhaps better proportioned fly.

11. Tie in the mylar ribbon with a pinch wrap at the front of the body on top of the hook shank. Mylar is slippery, so will tend to slide around the hook when you tie it in. When tying in, hold the mylar on the near side of the shank so that when you tighten your pinch wrap, the mylar slides into the correct position on top of the shank.
12. Tie in one strand of peacock herl. I tie in the fine tip of the herl after trimming away about an inch of the most delicate fibers. Using the butt end of the herl may produce too much bulk in your fly's thorax.
13. Make about four or five wraps with the herl to form the thorax. Tie off immediately behind the bead and trim the tag end.
14. Draw the mylar ribbon over the top of the herl to form the shell back. Tie off immediately behind the bead and trim the tag end.
15. Whip finish and apply a tiny amount of head cement, if desired, to complete the fly.

Note:

In his book, Ed Engle includes a step that adds legs using dyed mallard or lemon wood duck fibers. I have found that getting them properly positioned and proportioned can be tricky and have opted to leave them out for the sake of simplicity.

The Browns in Eleven Mile Canyon did not seem to take exception to my legless variation!





Member Shots: Joe Kerper/www.jkerper.com

Anchor River, Alaska. August, 2010. "I managed to latch onto my first king salmon on this river. At one point I thought it might be my last-ever fish as he took my rod--which I resolutely and ridiculously refused to release--under a downed tree, which placed the tops of my waders fractions of an inch above water level, kept by feet scrambling for traction and my mind praying to my maker. Perhaps not my best choice, but one of my most memorable."

Help Us Collect 3,000 Signatures for Protect Our Rivers License Plate!

Courtesy of Colorado TU

Colorado Trout Unlimited, with help from Niby Design Group, developed the Protect Our Rivers license plate to raise much needed funds for river protection right here in Colorado. But this plate will not be produced until we collect 3,000 signatures from all our members and friends! Go to cotrout.org for more info.





EVERGREEN TROUT UNLIMITED

Preserving, Enhancing and Protecting Colorado Fisheries
Evergreen, Colorado



MONTHLY PROGRAM

WEDNESDAY, NOVEMBER 17, 2010

EVERGREEN BEAU JO'S (Downtown Evergreen, 303.674.2744)

DINNER AT 6:30 PM, CHAPTER BUSINESS AT 7:00 PM

FREE PRESENTATION AT 7:15 PM www.evergreentROUT.org

“Trout Unlimited in Colorado, The Sportsmen’s Conservation Project”

presented by Aaron Kindle



This month’s presentation will be by Aaron Kindle, the Colorado Field Coordinator for Trout Unlimited. He works on energy and off-road vehicle policy, and the Colorado Roadless rule for the Sportsmen’s Conservation Project.



The presentation will provide an overview of the Sportsmen’s Conservation Project (SCP) and the various efforts he is engaged in across the state. Examples include: how TU is working to safeguard fish and wildlife habitat from energy development, how TU is influencing travel management plans (TMP) and why we should pay attention to TMPs, and lastly, the current status of the Colorado Roadless Rule and what you can do to help.

ETU Holiday Extravaganza

Food! Fish Stories!! Fabulous Prizes!!! FUN!!!!

All ETU members and guests are invited.

When: Saturday, December 11, 2010, at 5pm

Where: Randy & Lisa Huiting's Home

ETU will provide entrée and beverages.

If your last name begins with:

A - H Bring a Dessert
I - Q Bring an Appetizer
R - Z Bring a Side Dish

To get to the Huiting's home (2580 S Pinehurst Drive)

From light in downtown Evergreen, take Highway 74 approximately 3 miles north towards I-70; turn right on Brookline Drive (entrance opposite Means Meadow Park); take first right onto Pinehurst Drive. Follow Pinehurst Drive about 0.2 miles to Huitings (located on your left as you approach).

If you're coming from north (I-70), Brookline is about 4 miles south on Highway 74.

DON'T FORGET OUR FAMOUS BUCKET RAFFLE!

Bring something-anything- to contribute to the holiday spirit. All Donations welcome- and we mean anything! 🐟

ETU Bucket Raffle Needs Your Help

We cannot stress this enough. So we've typed it up again in case you missed it.

Bring something--Anything. It doesn't even have to be fishing related.--for our

annual bucket raffle at the ETU Holiday Party on December 11th..

The more stuff you bring, the more fun we have.



November 2010

Tuesdays and Wednesdays; VOLUNTEER Mt Evans Outdoor Lab; Assist with teaching entomology, fishing, and fly tying to students; 9:45am to noon; Contact Jim Wilborn jpwilborn@hotmail.com or 303-670-3306

17th (Wed); ETU Monthly Meeting and Program; Beau Jo's Pizza - downtown Evergreen; dinner at 6:30p; program at 7:15p; Program: Ken Newbecker on status of Colorado River Flows

December 2010

Tuesdays and Wednesdays; VOLUNTEER Mt Evans Outdoor Lab; Assist with teaching entomology, fishing, and fly tying to students; 9:45am to noon; Contact Jim Wilborn jpwilborn@hotmail.com or 303-670-3306

11th (Sat); ETU Holiday Party; 5pm; Home of Randy and Lisa Huiting; directions and more details above

14th (Tue); ETU Board Meeting; 6:30 p.m.; Stagecoach Sports Grill; All are welcome and encouraged to attend.

Complete volunteer list may be found on our website: www.evergreentrout.org



Evergreen Trout Unlimited | www.evergreentrout.org

2006 Exemplary Chapter Award | 2004 Outstanding Chapter Project Award | 2000, 2009 Outstanding Youth Education Program Award | 1999, 2009 Outstanding Chapter Communications Award